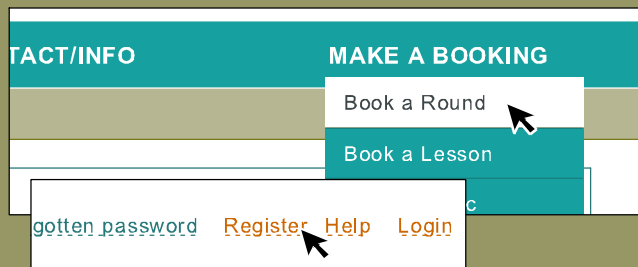


miclub online booking

How to Make a Booking Online...

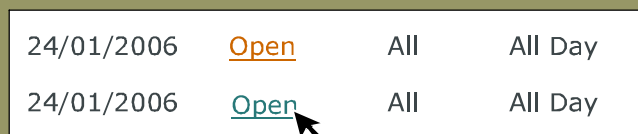
1 Go to your club's website and select Book a Round from the drop down menu or if you haven't already, complete the registration form to be able to login and book a round.

1



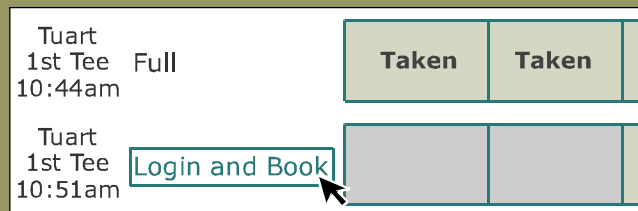
2 Once registered, click on the Open link next to the course you wish to play on.

2



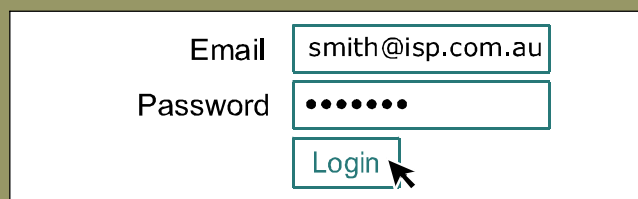
3 Look for a preferred tee time, click on the cells to indicate how many players you wish to book and then click Login and Book.

3



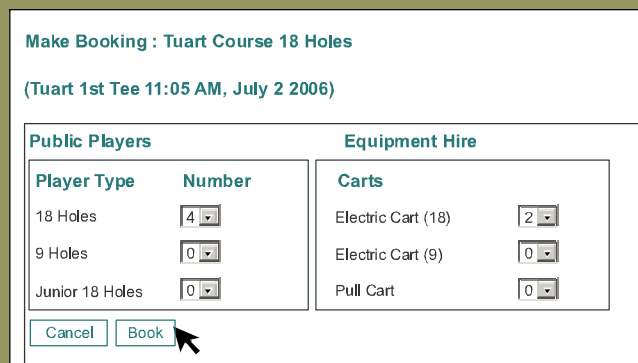
4 Login using the information emailed to you after registration.

4



5 Choose a booking category, for example 9 Holes or 18 Holes and any equipment you may wish to book. Click Book once you are happy with your selection. You now have 3 minutes to make payment for the selected tee times.

5



6 Make payment using your credit card. An email will be sent to you confirming payment and the selected tee time.

6