

How to make a Booking Online...

1

Log into the Members area of the site.
Click link to **Bookings** from the menu or **My Bookings** box.

Username:

Password:



[Forgot your password?](#)

My Bookings


07:19 AM [Single Stableford with Wed Aug 11 2BBB as minor event](#)

2

Click on the **Open** link next to the fixture you want to play in and Click on the **Book** button with the desired tee time.


Open	Mens	Morning	Singl 2BBB	<input type="button" value="1st tee"/>	<input type="button" value="Book
06:28 AM"/>
Locked	All	Morning	Rese Golf I		
Locked	Ladies	Morning	Ball C	<input type="button" value="1st tee"/>	<input type="button" value="Book
06:36 AM"/>

3

Click on the box next to each player you want to book, or  **Search** for players. Your selection appears in the Group Details at the top of the page. Once your selection has been made, click on **Confirm**.

Group Details


Group	Start Time	Name 1	Name 2	Name 3	Name 4
<input type="checkbox"/>	1st Tee 08:01 AM	SMITH, BYRON			



Select Playing Partners

SMITH, BYRON GREEN, WAYNE JAMES, GAVIN

Search

 Search

Enter Visitor Details

Visitor Name	Home Club	Golfink number	Handicap
<input type="checkbox"/> <input type="text"/>	<input type="text"/>	<input type="text"/>	<input type="text"/>